

RGBW FLOOD LIGHT – CCT SELECTABLE



PRODUCT SPECIFICATIONS

WATTAGES	30W, 60W, 100W, 150W
COLOR TEMPS	RGBW-CCT W=30K/60K
EFFICACY	Red- 15 lm/W; Blue- 11 lm/W; Green- 20 lm/W; White- 110 lm/W
INPUT VOLTAGE	100-240VAC
BEAM ANGLE	60°
MOUNT	Trunnion Mount Included
OPERATING TEMP	-4° to 122°F
LED LIFESPAN (L70)	50,000 hours
DIMENSIONS	30W+60W- 12.60" 9.41" x 2.09" 100W+150W- 16.26" x 12.41" x 2.49"
RATED	IP65
REMOTE CONTROL	Required; Sold Separately

IP65



Required Remote
(Sold Separately)



Trunnion
Mount



APPLICATIONS

New slim-line LED floodlight with RGB technology and required remote control (sold separately). Ideal for illuminating and color washing any wall space.

PART NUMBERS

ZL-FL-RGBCCT-30W

ZL-FL-RGBCCT-60W

ZL-FL-RGBCCT-100W

ZL-FL-RGBCCT-150W

ZL-REMOTE-FLOODLIGHT-RGBCCT

NOTE: Remote not included with fixture, required to change colors on flood light. Sold separately. See website for more product information.

LUMENS

	R	G	B	W-30K	W-60K
30W	150	200	110	2,250	2,500
60W	300	400	220	4,500	5,000
100W	525	700	385	9,000	10,000
150W	750	1,000	550	13,500	15,500

* Product may be used in RGB mode or at dedicated 30K or 60K CCT.

* Please note to add to order required remote (sold separately) to operate.

RGBW FLOOD LIGHT – CCT SELECTABLE

PRODUCT BUILDER

ex: ZL-FL-RGBCCT-30W

TYPE	COLOR TEMP	WATTAGE
ZL-FL	RGBCCT	
		30W 60W 100W 150W

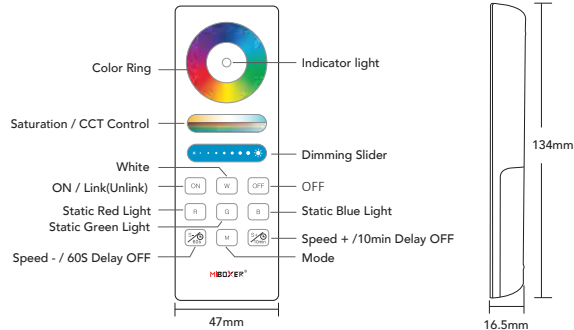
REQUIRED REMOTE (SOLD SEPARATELY)















Part Number: ZL-REMOTE-FLOODLIGHT-RGBCCT

FEATURES:

This product adopt world-wide used 2.4GHz frequency, GFSK control method, with the features of low power consumption, long distance transmitting, strong anti-interference and fast communication rate. Adopt high-precision touching IC Touching is more stable and sensitive, can control specified Mi-Light / MiBoxer smart light with color, color temperature, saturation and brightness changing.




-  Touch the color ring to change colors.
-  Under white light mode, adjust color temperature; Under color light mode, change color saturation.
-  Slide the brightness slider to adjust the brightness.
-  Press the button to get white light.
-  Touch ON button, turn on the linked device.
-  Touch OFF button, turn off the linked device.
-  Static red light.
-  Static blue light.
-  Static green light.
-  Dynamic mode switching button.
-  Accelerate the speed under present dynamic mode. Under static mode, Long press for 2 seconds, the light shine once, the light will be off after 10 minutes.
-  Slow the speed under present dynamic mode. Under static mode, long press for 2 seconds, the light shine once, the light will be off after 60 seconds.

LINKING / UNLINKING CODE INSTRUCTIONS:

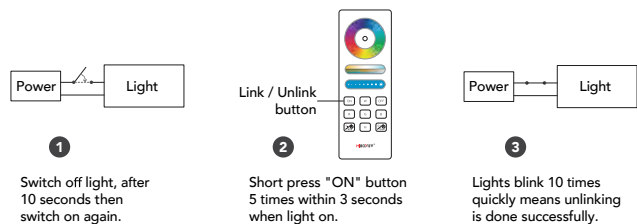
The light can be working after linking with the remote.


LINKING CODE INSTRUCTIONS



 Linking failed if light is not blinking slowly, Please follow above steps again.
(Note: Light that have linked can't link again)

UNLINKING CODE INSTRUCTIONS



 Unlinking failed if light is not blinking quickly, Please follow above steps again.
(Note: Light haven't linked that don't need to unlink)