

Distributor for:

**GRINSAFE®**



# STORM™ GSM

## LED Modular High Bay Light

GSM High Bay is expertly designed to suit a variety of applications, ranging from challenging environmental conditions to standard industrial workshops. Its modular design accommodates diverse power requirements, delivering lumen outputs from 15,000 to 90,000, making it an ideal replacement for 250W-1000W HID fixtures.

### Compliance

CE  
UL 1598 Wet Locations  
UL 8750 LED Safety  
IP66/67  
IK07

### Features

- Modular design, wide power range from 100W to 600W
- Universal Voltage: 100-277, 347-480V/AC (50/60Hz)
- High efficacy up to 150 lm/W
- Light output ranging from 15,000 lumens up to 90,000 lumens.
- 7 different optics options: 30° / 60° / 90° / 110° / T2 / T3 / T4
- Wildlife Friendly Amber color options
- Impact-resistant glass lens passed IK07
- Lumen Maintenance L70 > 150,000hours @ 25°C
- 5-year limited system warranty

### Downloadable IES Files

### Ordering Information

GSM	15	U	110	NW	TG	UB	BL	XX
<b>Model</b>	<b>Lumens</b>	<b>Voltage</b>	<b>Optics</b>	<b>Color Temp</b>	<b>Lens</b>	<b>Mount Style</b>	<b>Color</b>	<b>Accessories</b>
GSM	15 - 15,000 lm (100W) 23 - 22,500 lm (150W) 30 - 30,000 lm (200W) 45 - 45,000 lm (300W) 60 - 60,000 lm (400W) 90 - 90,000 lm (600W)	U - 100-277V/AC N - 347-480V/AC	30 - 30° 60 - 60° 90 - 90° 110 - 110° T2 - Type II T3 - Type III T4 - Type IV	WW - 2700K (Warm white) SW - 3000K (Soft white) NW - 4000K (Neutral white) CW - 5000K (Cool white) AM - Amber	TG - Clear glass FG - Frosted glass	UBH - U-bracket (highbay)	BL - Black GR - Gray	SC1 - Safety cable HR - Hanging ring HE - Hanging hook

### Technical Data


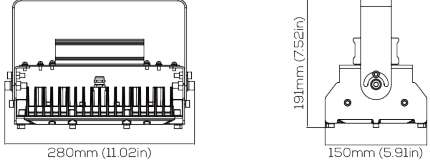

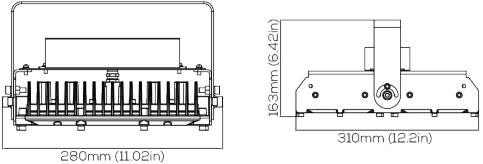

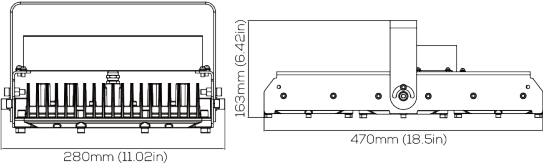

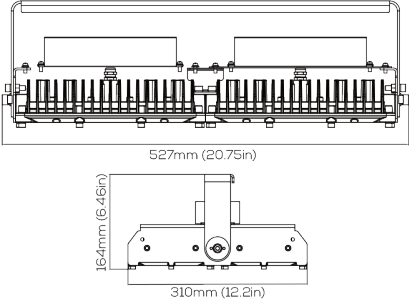

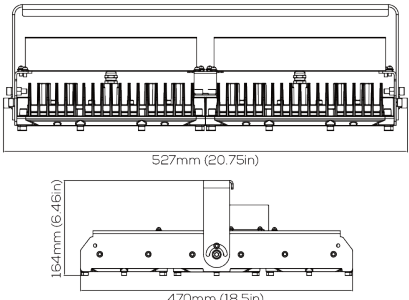
Electrical	
Rated Power	100/150/200/300/400/600W
Input Voltage	100-277, 347-480V/AC
Input Frequency	50/60Hz
Power Factor	> 0.95
Driver Efficiency	≥ 90%
DC output Ripple & Noise	< 200mVP-P

Optical	
Lumen Output	15,000lm ~ 90,000lm
Luminous Efficacy (Lumens per Watt)	150 lm/W
Beam Angle	30°/60°/90°/110°/T2/T3/T4
Correlated Color Temperature	Amber 2700K 3000K 4000K 5000K
CRI	Ra>70

Environmental	
Ambient Operating Temperature	-40°C~+50°C
Ambient Operating Humidity	10%~90% RH

Technical	
Lens Material	Clear or frosted glass
Mounting Options	U-Bracket
Net Weight	3.7kg (8.2 lbs) 6kg (13.2 lbs) 9.3kg (20.5 lbs) 12kg (26.5 lbs) 18kg (39.7 lbs)



GSM FLOODLIGHT	MODEL	POWER	LUMENS	DIMENSIONS IN MILLIMETERS(mm) (in)
 1 module	GSM-15-U/N	100W	15,000LM	
 2 modules	GSM-23-U/N	150W	22,500LM	
	GSM-30-U/N	200W	30,000LM	
 3 modules	GSM-45-U/N	300W	45,000LM	
 4 modules	GSM-60-U/N	400W	60,000LM	
 6 modules	GSM-90-U/N	600W	90,000LM	

**Accessories**



**HR**  
Hanging Ring



**HE**  
Hanging Hook



**SC1**  
Stainless steel  
safety cable  
Ø8 (4mm)



# Storm™ GSM LED Modular High Bay Light

## Important Information

This manual contains safety information, please read carefully and follow the instruction strictly.

## Product Characteristics

- LED light source using polycrystalline packaging, high light efficiency, stable performance, low light decay, no dead light.
- Environmental Protection and non-pollution: all materials of lamps and lanterns are free of lead, Mercury and other harmful substances affecting the environment; there is no harmful radiation to human health, such as ultraviolet and infrared rays; and there is no light pollution to the surrounding environment.
- Bloom effect: the use of high-efficiency LED lamp beads and high-transmittance optical lens, system loss is small, high light efficiency.
- Accurate Light Distribution Scheme: ADOPT Super High order free form surface or scale reflection design, further enhance the brightness and illumination uniformity and geometric utilization.
- Super cooling performance: Meet the fluid mechanics cooling technology, reduce temperature rise, effectively extend the life of lamps.
- High efficiency and stability: constant current input, no start-up delay, no grid fluctuation, no stroboscopic.
- High Security: the module input voltage is safe low voltage, effectively prevent electric shock and leakage risk.
- Long Service Life: Life is the same type of traditional light 5-8 times, greatly saving maintenance costs.

## WARNING

To avoid the risks of fire, explosion, or electric shock, this product should be installed, inspected, and maintained by a qualified electrician in accordance with all applicable electrical rules and regulations.

### Safety Instructions:

- Be certain, the electrical power is OFF before and during installation and maintenance.
- Make sure the supply voltage is the same as the rated luminaire voltage.
- The technical data indicated on the LED luminaires are to be observed.
- Any change on the design and modifications to the LED luminaire are not permitted.
- Observe the national/regional electrical safety rules and regulations during installation.
- LED beads are NOT replaceable. Replacement of whole set of light fixture is strongly recommended.
- All wiring connections should be capped with UL approved wire connectors.
- Luminaire MUST be well grounded.
- Any combustible materials MUST be kept away from the luminaire.
- Min 90°C supply conductors.
- Do not open the cover after installing the luminaire.



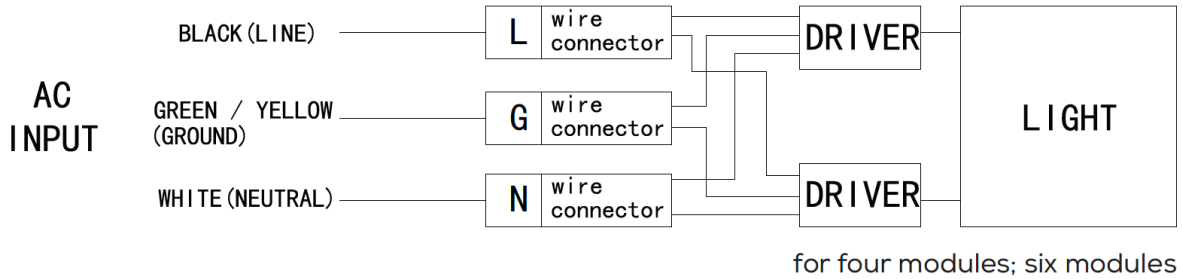
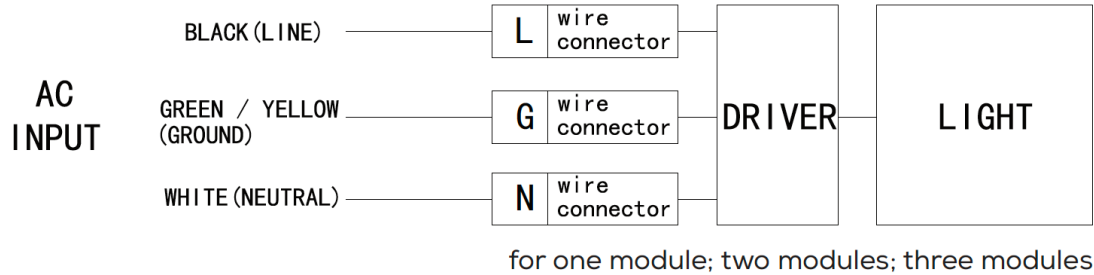
**Electrical Connections:**

**WARNING:**

Cut off the electric power supply from the circuit breaker or the fuse before wiring luminaire to the circuit.

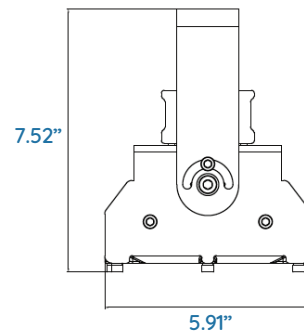
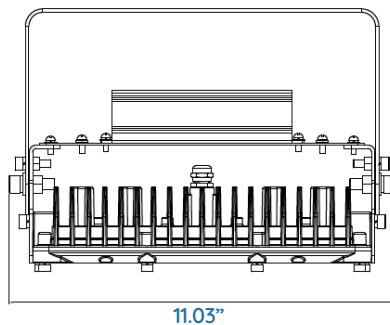
Do not connect the dimming wires.

The connections are marked on the wire connector or on a label and are presented figure below.

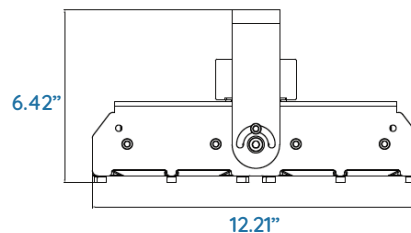
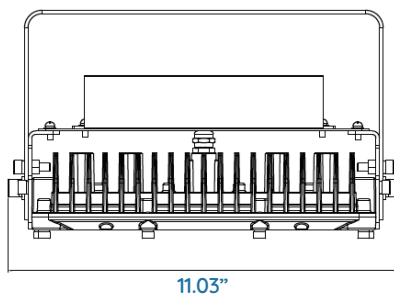


**Technical Diagrams:**

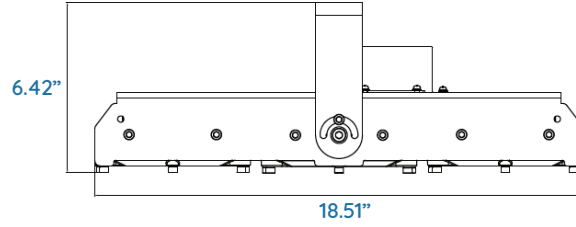
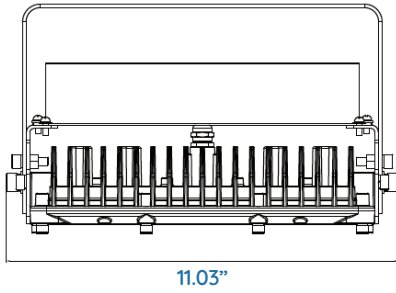
A dimension diagram of a module :



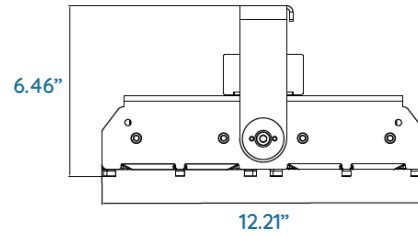
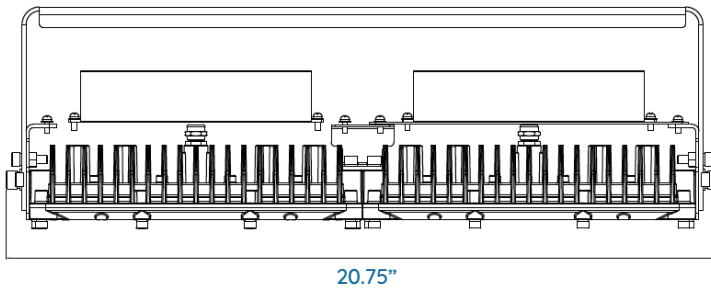
The dimensions of the two modules :



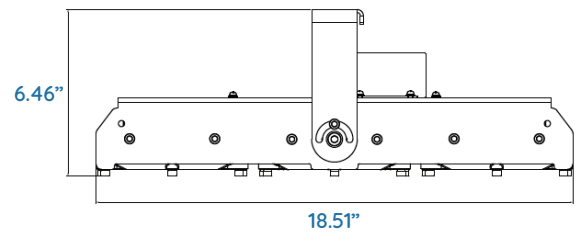
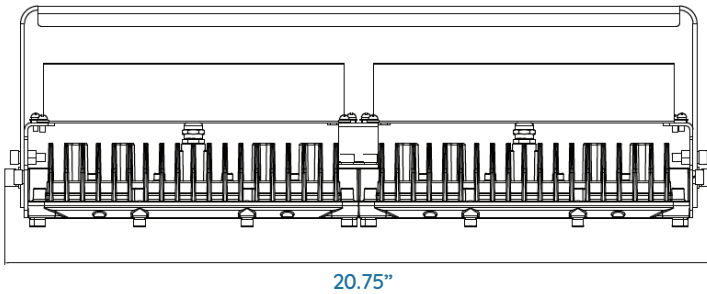
The dimensions of the three modules:



The dimensions of the four modules:

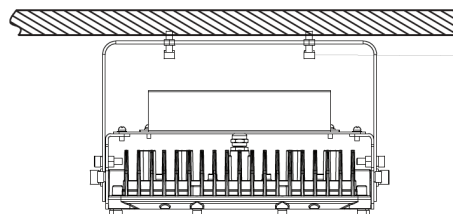


The dimensions of the six modules:



**Pendant:**

Fix the light with screws after installation and wiring.



M12 socket head cap screw



**Strain Relief Bushing:**

1. Input Cord - Type Listed (ZJCZ, CN), Suitable for wet location, Min. 18x3C AWG, connected to a junction box using a UL Listed (QCRV/7) waterproof strain relief bushing suitable for Cord diameter;
2. Strain relief bushing need to be reliably installed to ensure the waterproof performance of the Luminaire.

**Models:**

Models GSM; followed by -15, -23, -30, -45, 60, -90; followed by U or N

Models	Power	Rated Voltage	Ambient Temp
GSM-15-U GSM-15-N	100W	U: 100-277V N: 347-480V	-40°C (-40°F) ~ +50 °C (122 °F)
GSM-23-U GSM-23-N	150W	U: 100-277V N: 347-480V	
GSM-30-U GSM-30-N	200W	U: 100-277V N: 347-480V	
GSM-45-U GSM-45-N	300W	U: 100-277V N: 347-480V	
GSM-60-U GSM-60-N	400W	U: 100-277V N: 347-480V	
GSM-90-U GSM-90-N	600W	U: 100-277V N: 347-480V	

