

## UFO WATTAGE AND CCT SELECTABLE - LS SERIES



**Wattage**

- 100W
- 120W
- 150W

**Color Temperature**

- 3500K
- 4000K
- 5000K



### APPLICATIONS



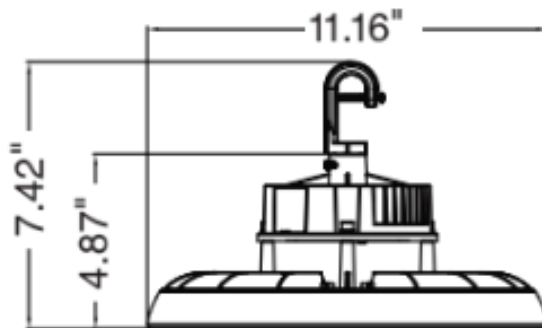
### PRODUCT SPECIFICATIONS

|                    |  |
|--------------------|--|
| WATTAGES           | 100/120/150W selectable                  |
| COLOR TEMPS        | 35/40/50K selectable                     |
| EFFICACY           | 135 lm/W                                 |
| LUMENS             | 100W- 13,500; 120W- 16,200; 150W- 20,250 |
| INPUT VOLTAGE      | AC120-277V, AC120-347V                   |
| DIMMING            | Dimming                                  |
| CORD               | 3ft                                      |
| CRI                | >70                                      |
| OPERATING TEMP     | -40°F to 113°F                           |
| LED LIFESPAN (L70) | >50,000 hours                            |
| LISTED             | UL                                       |
| WARRANTY           | 5 year                                   |

**PART NUMBER**

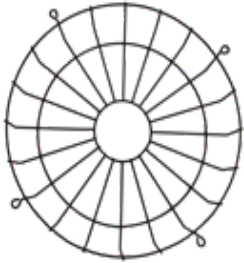
ZL-UFO-100/120/150W-35/40/50K-D-LS

### DIMENSIONS



## UFO WATTAGE AND CCT SELECTABLE - LS SERIES

### OPTIONS



**WIREGUARD**

ZL-WIREGUARD-150W-MK



**YOKE BRACKET**

ZL-YOKE-BRACKET-100W-MK

ZL-YOKE-BRACKET-150W-MK

ZL-YOKE-BRACKET-240W-MK



**ALUMINUM REFLECTOR**

ZL-AL-REFLECTOR-150-MK



**PC REFLECTOR**

ZL-90DEG-PC-REFLECTOR-MK



**SAFETY ROPE**

ZL-SAFETY-ROPE-MK

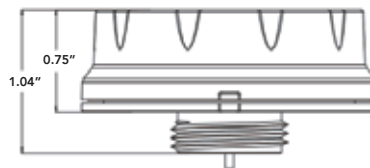


**EMERGENCY DRIVER**

ZL-EM-KIT-100/240W-MK



Part Number: ZL-MV-SENSOR-HD07VR-MH



Part Number  
Remote Control:  
ZL-REMOTE-HD05R  
(Sold Separately)

#### SPECIFICATIONS

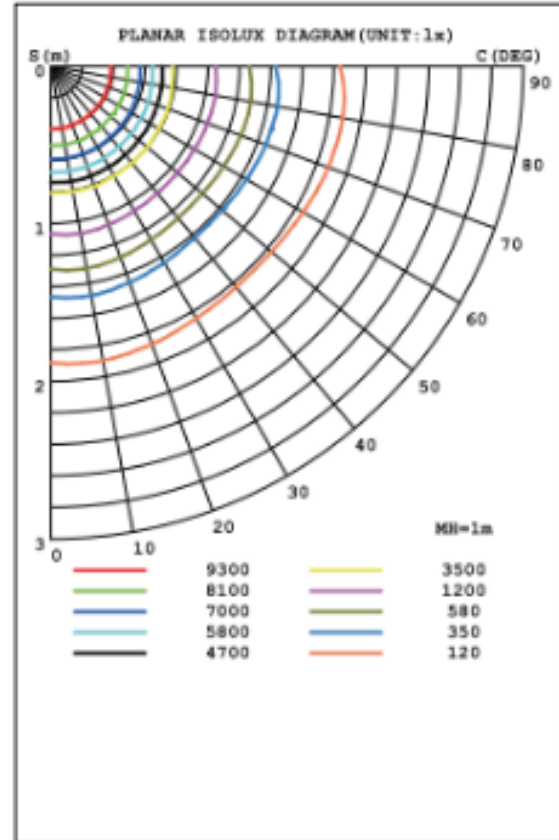
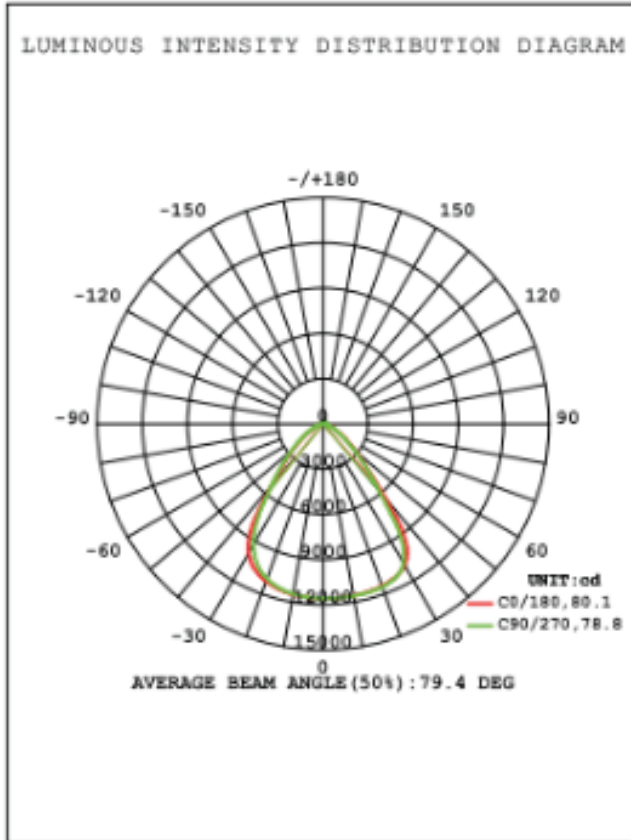
|                       |                 |
|-----------------------|-----------------|
| Power Supply          | 10-15VDC, <30mA |
| Dim Control Output    | DIM 0-10V       |
| Mounting Height       | 12m/39ft Max.   |
| Detection Distance    | ≥3m/9ft         |
| Operating Temperature | -40°C-60°C      |
| IP Rating             | IP65            |

#### WARNING

1. The sensor should be installed by qualified electrician and ensure power is OFF before installation.
2. Please read the instruction carefully before using the product and keep it well for other users to read any time.
3. We reserve the right to modify any incorrect text, image and technical parameters.
4. Any unauthorized modification is forbidden. Otherwise all guarantees will be immediately invalid.
5. Product could be optimized without prior notice.

# UFO WATTAGE AND CCT SELECTABLE - LS SERIES

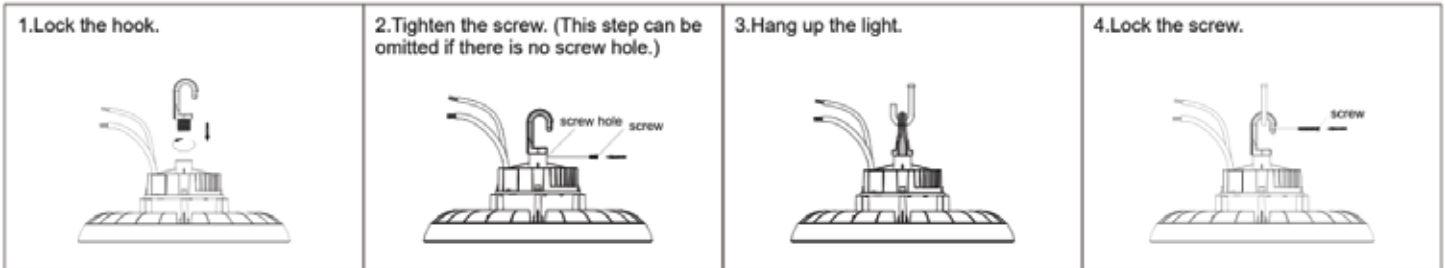
## PHOTOMETRICS



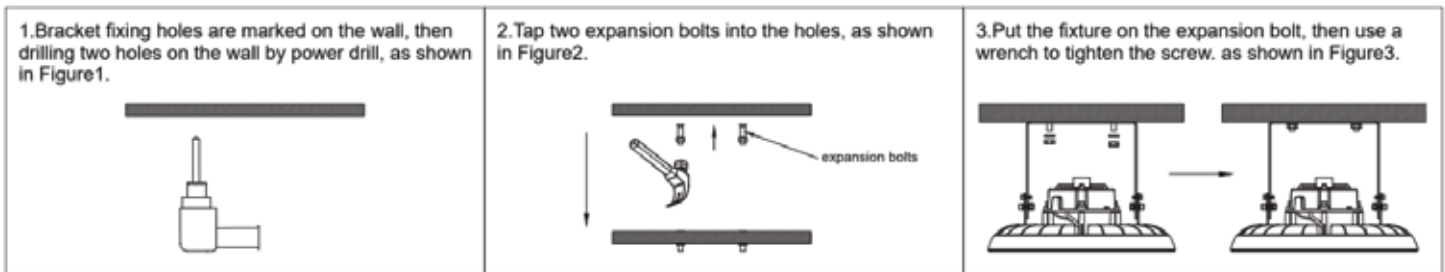
## UFO WATTAGE AND CCT SELECTABLE - LS SERIES

### INSTALLATION INSTRUCTIONS

#### Hook



#### Yoke Bracket



### WIRING DIAGRAM

Turn off the power, connect AC wire. Black wire to L, white wire to N, and green wire to PE.  
Dimmer connection (with dimmable driver.)  
1. Compatible with 0-10V dimming.  
2. Connect wires as below, Pink 0-10V Dimming purple wire is D+, pink wire is D-, cap red wire.

