

MAGNILUMEN PLUS™ HIGH OUTPUT RETROFIT KIT LED BARS FOR HIGH BAYS

EASY-TO-INSTALL MAGNETIC LED BAR RETROFIT KITS FOR TRADITIONAL FLUORESCENT LAMP HIGH BAYS




Designed to exceed expectations, Magnilumen Plus™ High Output illuminates spaces with remarkable clarity and consistency, whether in industrial facilities or commercial complexes. Committed to sustainability, Magnilumen Plus™ products merge high luminosity with energy-saving technologies, ensuring environmental responsibility and cost-effectiveness.

Up to 10,000 Lumens Per LED Bar!



Upgrade T12, T8, and T5HO 4, 6, and 8 lamp high bays with Magnilumen Plus™ High Output kits.



MAGNILUMEN PLUS HIGH OUTPUT LED BARS

SPECIFICATIONS	
WATTAGE	60W
COLOR TEMPS	40K, 50K
VOLTAGE INPUT	120/277V
DRIVER OUTPUT	27-42VDC
EFFICACY	No Lens: 173Lm/w Clear Lens: 165Lm/w Frosted Lens: 155Lm/w
LUMENS	Up to 10,000 per bar
CRI	80+
DIMMING	0-10V
AMBIENT TEMP	-20 to 50C; -4 to 122F
SURGE PROTECTION	2KV
RATED	IP20
LED LIFESPAN (L70)	50,000 hours
WARRANTY	5 year



Pre-installed magnetic bars use the latest high-efficiency and high-brightness LEDs to provide a cost-saving alternative to the traditional fluorescent T12, T8, and T5HO lamps.

- **Easy to Install:** Pre-installed onboard magnets slide out for screw mounting.
- **Up to 10,000 lumens per bar.**
- **Up to 50-75% reduction in power used.**
- **It is the easiest and best alternative to fluorescent tubes on the market.**
- **Frosted lens optional.**

MAGNILUMEN PLUS™ HIGH OUTPUT RETROFIT KIT LED BARS FOR HIGH BAYS

MAGNILUMEN PLUS HIGH OUTPUT KITS AND PART NUMBER

PART NUMBER	# OF BARS	# OF DRIVER(S)	WATTAGE	COLOR TEMP	CLEAR LENS LUMENS
MRK1230-40K-PLUS-HO	1	1 @ 30W	32W	40K	5,280
MRK1230-50K-PLUS-HO	1	1 @ 30W	32W	50K	5,280
MRK2260-40K-PLUS-HO	2	1 @ 60W	62W	40K	10,230
MRK2260-50K-PLUS-HO	2	1 @ 60W	62W	50K	10,230
MRK3295-40K-PLUS-HO	3	1 @ 100W	95W	40K	15,675
MRK3295-50K-PLUS-HO	3	1 @ 100W	95W	50K	15,675
MRK42120-40K-PLUS-HO	4	2 @ 60W	124W	40K	20,460
MRK42120-50K-PLUS-HO	4	2 @ 60W	124W	50K	20,460
MRK1460-40K-PLUS-HO	1	1 @ 60W	62W	40K	10,230
MRK1460-50K-PLUS-HO	1	1 @ 60W	62W	50K	10,230
MRK24100-40K-PLUS-HO	2	1 @ 100W	100W	40K	16,500
MRK24100-50K-PLUS-HO	2	1 @ 100W	100W	50K	16,500
MRK24120-40K-PLUS-HO	2	2 @ 60W	124W	40K	20,460
MRK24120-50K-PLUS-HO	2	2 @ 60W	124W	50K	20,460
MRK34180-40K-PLUS-HO	3	3 @ 60W	186W	40K	30,690
MRK34180-50K-PLUS-HO	3	3 @ 60W	186W	50K	30,690
MRK44240-40K-PLUS-HO	4	4 @ 60W	248W	40K	40,920
MRK44240-50K-PLUS-HO	4	4 @ 60W	248W	50K	40,920

Retail Floor POP Display
(Holds up to 12 RP Kits)


PART #:
ZL-DISPLAY-HO



Custom configurations available
contact factory or Sales Rep.

Magnilumen Plus™ HO 1 Bar
Working Display

PART #:
Magnilumen Plus HO Working Display




Include the selected number of LED bars, required drivers, wiring harness, onboard pre-installed magnets, and self-drilling screws.

- Available in 4000K and 5000K color temperatures
- Optional frosted lens for diffused light output
- Components selected based on retrofit needs
- Simple, fast installation with magnetic mounting and tool-free hardware




DRIVERS

(Unit: inches)



60W MRK-DRIVER-60W-2WH-PLUS

MAX WATTAGE: 62
INPUT VOLTAGE: 120/277V
OUTPUT VOLTAGE: 27-42VDC
DIMENSIONS: 9.21" x 1.43" x 1.15"
RATING: Damp Locations




100W MRK-DRIVER-100W-2WH-PLUS

MAX WATTAGE:
INPUT VOLTAGE: 120/277V
OUTPUT VOLTAGE: 27-42VDC
DIMENSIONS: 13.62" x 1.43" x 1.15"
RATING: Damp Locations

MAGNILUMEN PLUS™ HIGH OUTPUT RETROFIT KIT LED BARS FOR HIGH BAYS

OPTIONS

EMERGENCY BACK-UP LED DRIVER

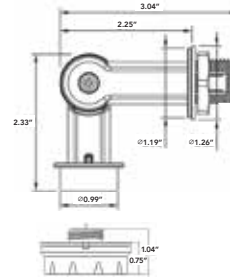


PART NUMBER:
BL-EMRG-LED-15-1H
BL-EMRG-LED-20-1H

SENSOR



Optional Part Builder Part Number: MV
Part Number with 90° Angle:
ZL-MV-SENSOR-HB-ARM-HD07R



Part Number Remote Control:
ZL-REMOTE-HD05R
(Sold Separately)

SPECIFICATIONS

Power Supply	10-15VDC, <30mA
Dim Control Output	DIM 0-10V
Mounting Height	12m/39ft Max.
Detection Distance	≥3m/9ft
Operating Temperature	-40°C-60°C
IP Rating	IP65

WARNING

1. The sensor should be installed by qualified electrician and ensure power is OFF before installation.
2. Please read the instruction carefully before using the product and keep it well for other users to read any time.
3. We reserve the right to modify any incorrect text, image and technical parameters.
4. Any unauthorized modification is forbidden. Otherwise all guarantees will be immediately invalid.
5. Product could be optimized without prior notice.

AO DRIVERS WITH 12V AUXILIARY OUTPUT FOR CONTROLS



Wattage Selector Switch



FEATURES

PART NUMBER

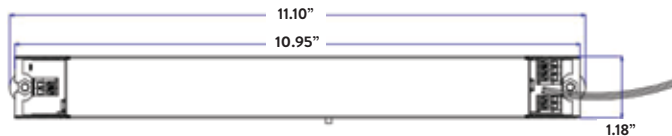
MRK-DRIVER-40W-2WH-AO-PLUS

MRK-DRIVER-60W-2WH-AO-PLUS

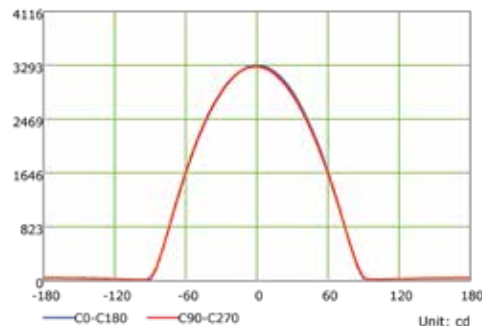
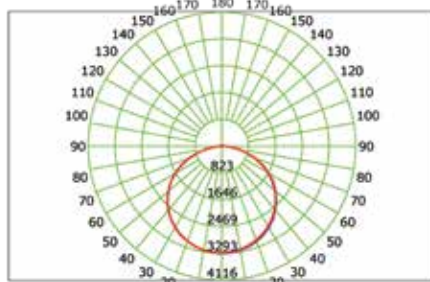
- Built-in 0-10V adjustable power LED Driver
- 12V 0.1A Auxiliary source
- For luminaires of protection Class P



- Wattages: 20/30/40W selectable
40/50/60W selectable
- Input Voltage: 120/277V
- Power Factor: ≥0.9
- Efficiency: >85%
- THD: ≤20%
- Output Voltage: 27-42VDC
- Output Current: 20W- 470mA
30W- 660mA
40W- 900mA
50W- 1100mA
60W- 1250mA

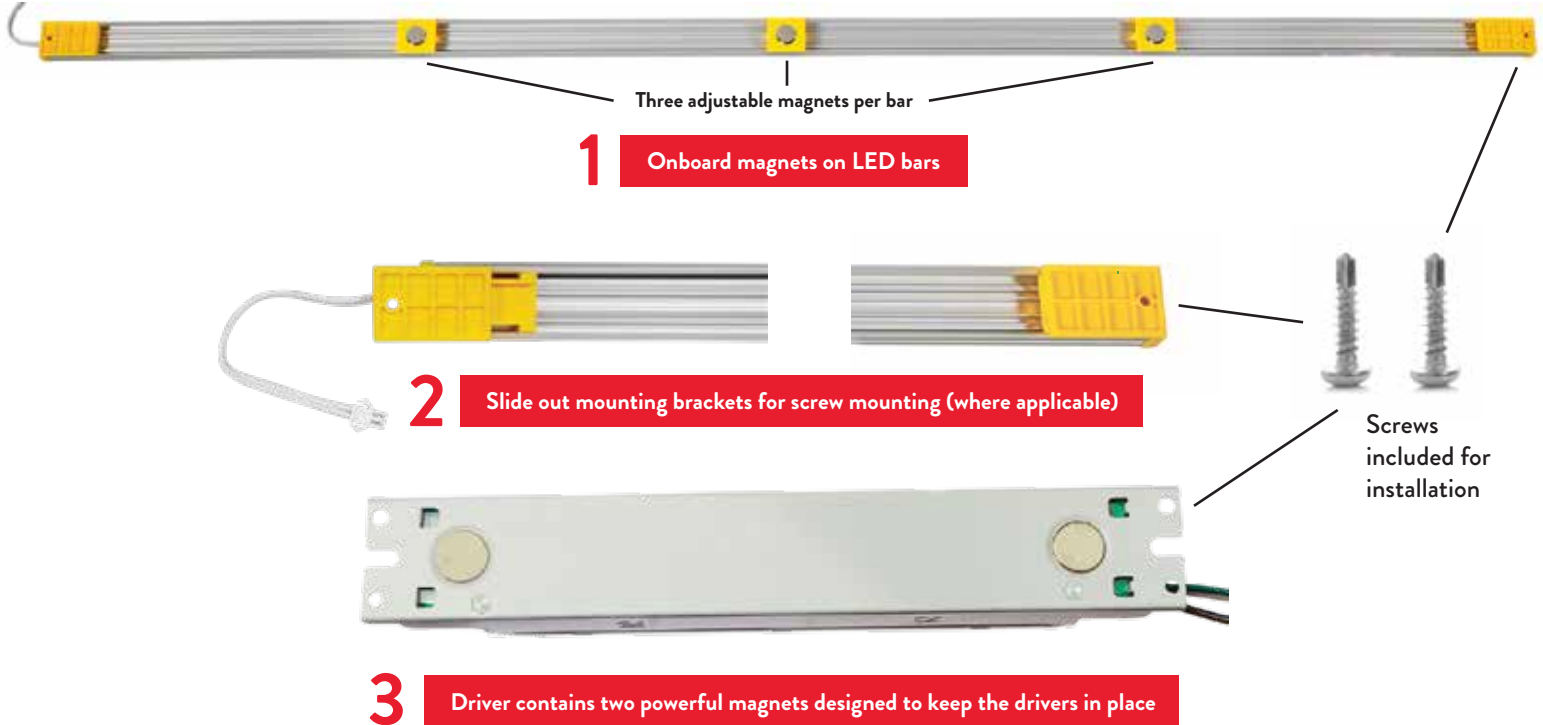


LUMINOUS INTENSITY DISTRIBUTION CURVE



MAGNILUMEN PLUS™ HIGH OUTPUT RETROFIT KIT LED BARS FOR HIGH BAYS


INSTALLATION – EASY AS 1, 2, 3



POWER HARNESS FOR THE HIGH OUTPUT BARS


This wiring harness included in every kit containing multiple drivers features prewired quick-connects designed to seamlessly link up to four LED drivers within a fixture. Engineered for efficiency and ease of installation, it eliminates the need for complex wiring by providing secure, plug-and-play connections. The harness includes durable, insulated wiring with precision connectors, ensuring reliable electrical conductivity and reducing installation time. Its compact design optimizes space within the fixture while maintaining a neat and organized wiring layout. Ideal for LED lighting systems, this harness simplifies driver connections, enhancing both safety and performance.

Four Driver Sample



2 Driver

ZL-HO-POWER-JUMP-HO-TWO-DRIVER



3 Driver

ZL-HO-POWER-JUMP-HO-THREE-DRIVER







4 Driver

ZL-HO-POWER-JUMP-HO-FOUR-DRIVER

The perfect retrofit solution for fluorescent high bay industrial fixtures

Average Installation Time of 20 Minutes.

Mounting Height	HIGH BAY 20-25 FT.	HIGH BAY 20-25 FT.	HIGH BAY 30-40 FT.	HIGH BAY 30-40 FT.
				
Typical Replacement	4 lamp T8	6 lamp T8	6 lamp T5HO	8 lamp T5HO
Original Lamp Lumens	11,800 lumens	17,700 lumens	29,400 lumens	39,200 lumens
Original Delivered Lumens	10,030 lumens	15,045 lumens	24,990 lumens	33,320 lumens
Wattage	128W	192W	324W	432W
Recommended Replacement Lumens	10,000 Lumens @ 62W	20,000 Lumens @ 128W	30,000 Lumens @ 186W	40,000 Lumens @ 248W
Recommended Magnilumen Plus™ HO Kits	MRK1460-50K-PLUS-HO 1 - 4 ft bar 1 - 60W driver	MRK24120-50K-PLUS-HO 2 - 4 ft bar 2 - 60W driver	MRK34180-50K-PLUS-HO 3 - 4 ft bar 3 - 60W driver	MRK44240-50K-PLUS-HO 4 - 4 ft bar 4 - 60W driver
Wattage Reduction	53%	32%	37%	41%

OPTIONAL LUMEN SETTINGS - Based on No Lens

Dip Switch Settings	10,000L	20,000L	30,000L	40,000L
62 Watts	10,230	20460	30690	40920
60 Watts	9900	19800	29700	39600
57 Watts	9405	18810	28215	37620
55 Watts	9075	18150	27225	36300
50 Watts	8250	16500	24750	33000
45 Watts	7425	14850	22275	29700
40 Watts	6600	13200	19800	26400

IES Files are Available for Layouts