



MAGNILUMEN PLUSTM

Magnilumen PlusTM LED Retrofit Lighting Kit by ZLEDLighting

Retrofit fluorescent mirror lighting with ZLEDLighting Magnilumen PlusTM Retrofit LED Bars, and enjoy the perfect combination of style, energy efficiency, and durability.

Design your own Backlighting for Mirrors

Enhance a mirror's aesthetics and functionality with the Magnilumen PlusTM LED Lighting Retrofit Bars from ZLEDLighting. These high quality, energy-efficient LED retrofit bars are specifically designed to provide stunning backlighting for mirrors, creating a sleek and modern ambiance in any space. Whether you're upgrading your bathroom, dressing room, or any area with mirrors, these retrofit bars deliver an even, crisp, and vibrant light that complements any décor style.

PERFECT FOR:

- Bathroom mirrors
- Commercial mirror installations
- Bedroom or vanity mirrors
- Backlit art frames



WATTAGE	20W, 30W, 40W, 50W
COLOR TEMPS	30K, 35K, 40K, 50K
EFFICACY	150 lm/W with Frosted Lens
VOLTAGE INPUT	120-277V
DRIVER OUT VOLTAGE	27-42VDC
CRI	80+ (standard)
DIMMING	0-10VDC, (optional: TRIAC, DALI, LUTRON ECOSYSTEM)
AMBIENT TEMP	-20 to 50C; -40 to 122F
SURGE PROTECTION	2KV
RATED	IP20 for damp location
WARRANTY	7 year
LED LIFESPAN (L70)	100,000 hours

DIMENSIONS



- L: 16 inch: 16"
- 2 feet: 21.06"
- 3 feet: 30.91"
- 4 feet: 42.91"
- 5 feet: 58"

MRK	MIRROR	Height x 2 Bars	Length x 2 Bars	Kit Driver Wattage	Color Temp	Mounting	Options
		(will include 2 bars) 16=16 in. 2=2ft (21.06 in.) 3=3ft (30.91 in.) 4=4ft (42.91 in.) 5=5ft (58 in.)	(will include 2 bars) 16=16 in. 2=2ft (21.06 in.) 3=3ft (30.91 in.) 4=4ft (42.91 in.) 5=5ft (58 in.)	20=20W 30=30W 40=40W 50=50W	30K=3000K 35K=3500K 40K=4000K 50K=5000K	45=45 Degree Angle Magnet AD=Magnet with Hook (adjustable 0-180 degrees) HK=Magnet with Hook CL=Clip with No Magnet No Hook	90CRI=HIGH CRI BL=MAGNIBLEND



DESIGN YOUR OWN BACKLIGHT LED MIRROR KIT

DRIVER SPECIFICATIONS



WATTAGE	INPUT VOLTAGE	POWER FACTOR	EFFICIENCY	THD	OUTPUT VOLTAGE
20W, 30W, 40W, 50W	120-277V	≥0.9	≥88%	≤10%	27-42VDC

DIMENSIONS (Unit: inches)



WATTAGE DRIVER LUMENS

DRIVER WATTAGE POWER SELECTABLE OPTIONS

Wattage selectable options allow the end user to adjust lumen output to their specific needs.

DEFAULT WATTAGE	WATTAGE POWER SELECTABLE OPTIONS
20W	8W, 10W, 14W, 16W, 18W, 20W, 22W
30W	10W, 16W, 20W, 24W, 28W, 30W, 32W
40W	24W, 28W, 30W, 32W, 38W, 40W, 42W
50W	25W, 30W, 38W, 40W, 45W, 50W, 52W

MAX WATTAGE PER BAR BY LENGTH

16"-10W Max
 2ft-15W Max
 3ft-22W Max
 4ft-30W Max
 5ft-38W Max
 4 Watts Per foot



Toolless
 Wattage
 Selectable
 Switch (red
 switch)

• Setting info on driver and website.


OPTIONAL MOUNTING HARDWARE

MAGNETS FOR DIRECTIONAL USE

45 Degree Angle Magnet	Magnet with Hook (adjustable 0-180 degrees)
PART NUMBER: MAG-NO-HOOK-45DEG	PART NUMBER: MAG-HOOK-ADJUSTABLE
OPTIONAL PART BUILDER NUMBER: 45	OPTIONAL PART BUILDER NUMBER: AD

MOUNTING MAGNETS AND HARDWARE

Magnet with Hook	Clip with No Magnet, No Hook
PART NUMBER: MAG-HOOK	PART NUMBER: NO-MAG-NO-HOOK
OPTIONAL PART BUILDER NUMBER: HK	OPTIONAL PART BUILDER NUMBER: CL



All MagnilumenTM LED Bars come with onboard magnets and self-drilling screws standard. Additional mounting magnets and hardware available.

PLUG & PLAY HARNESSES & EXTENSIONS

1-WAY HARNESS – Connects 1 LED bar to 1 driver

PART NUMBER: HARNESS-1-WAY-12IN

Connects 1 LED bar to 1 driver.

PART NUMBER: HARNESS-1-WAY-16IN

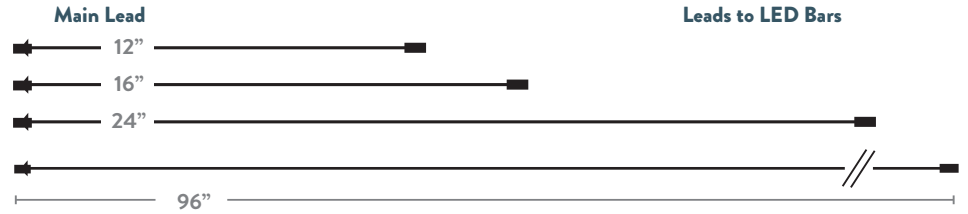
Connects 1 LED bar to 1 driver.

PART NUMBER: HARNESS-1-WAY-24IN

Connects 1 LED bar to 1 driver.

PART NUMBER: HARNESS-1-WAY-8FT

Connects 1 LED bar to 1 driver, with an 8 ft extension on driver end



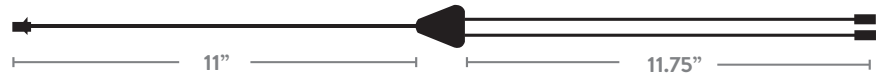
2-WAY HARNESS (STANDARD) – Connects 2 LED bars to 1 driver

PART NUMBER: HARNESS-2-WAY

Lead from driver connection to splitter: 11.00"; 2 leads to bars: each 11.75"

PART NUMBER: HARNESS-2-WAY-OPT

Lead from driver connection to splitter: 11.00"; 2 leads to bars: each 11.75"



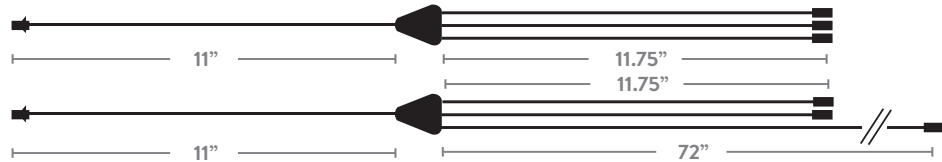
3-WAY HARNESS – Connects 3 LED bars to 1 driver

PART NUMBER: HARNESS-3-WAY

Lead from driver connection to splitter: 11.00"; 3 leads to bars: each 11.75"

PART NUMBER: HARNESS-3-WAY-EXT (2 short, 1 long)

Has 6 ft extension on driver end. Lead from driver connection to splitter: 11.00"; 2 leads to bars: each 11.75", 1 lead to bars: 72.00"



4-WAY HARNESS – Connects 4 LED bars to 1 driver


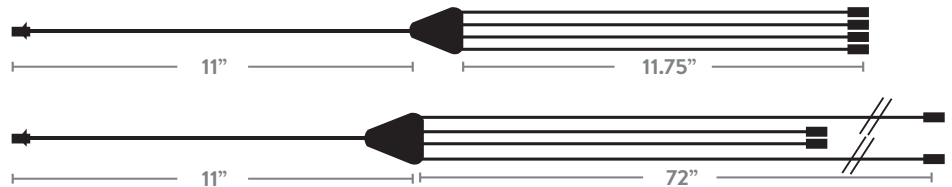
PART NUMBER: HARNESS-4-WAY

Lead from driver connection to splitter: 11.00"; 4 leads to bars: each 11.75"

PART NUMBER: HARNESS-4-WAY-2-WAY-EXT

(2 long, 2 short)

2 leads have 6 ft extension. Lead from driver connection to splitter: 11.00"; 2 leads to bars: each 11.75", 2 leads to bars: 72.00"



SAMPLE KIT

