

LED SQUARE RETROFIT KIT 100-300W



APPLICATIONS

- Parking lot
- Schools
- Tennis court
- Garden
- Canopy gas station
- Public Parks

PRODUCT SPECIFICATIONS

WATTAGES	100W, 120W, 150W, 200W, 240W, 300W
COLOR TEMPS	30K, 40K, 50K, 57K
EFFICACY	130-140 lm/W
LUMENS	100W- 14,000; 120W- 16,800; 150W- 21,000; 200W - 28,000; 240W- 33,600; 300W- 42,000
INPUT VOLTAGE	120/277V; 480V
BEAM ANGLE	120°
DIMENSIONS	100W+120W+150W- 7.01" x 13.19" x 3.62" 200W+240W- 7.01" x 13.78" x 3.74" 300W- 7.01" x 14.80" x 3.93"
LISTED	ETL
WARRANTY	5 year



PRODUCT BUILDER

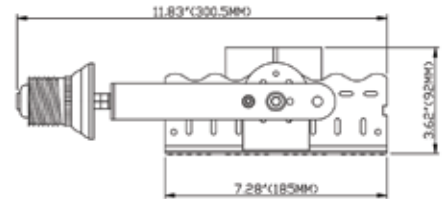
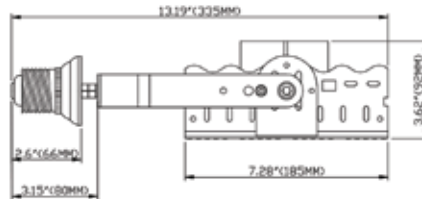
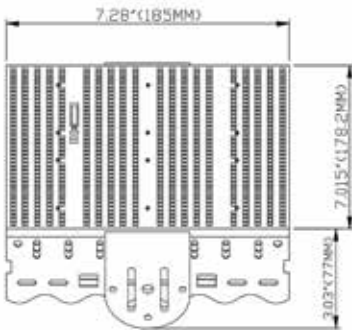
ex: HIDRP-100-50K-480V-NV

TYPE	WATTAGE	COLOR TEMP	INPUT VOLTAGE	
HIDRP				NV
	100=100W 120=120W 150=150W 200=200W 240=240W 300=300W	30K=3000K 40K=4000K 50K=5000K 57K=5700K	Blank=120/277V 480V=480V	

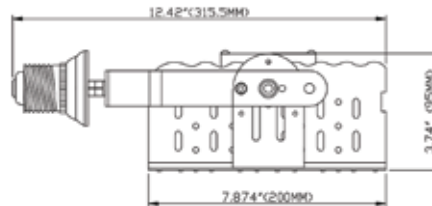
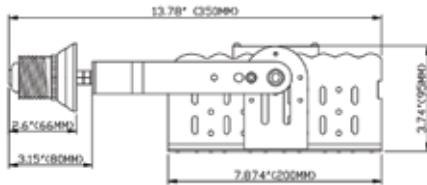
LED SQUARE RETROFIT KIT 100-300W

DIMENSIONS

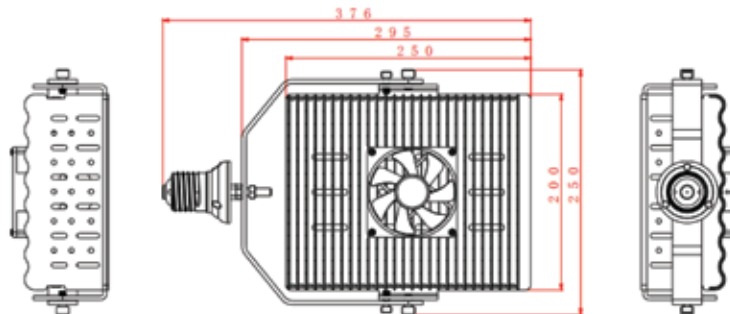
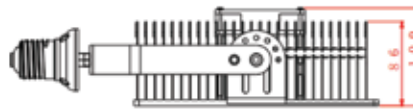
100-150W



200-240W




300W



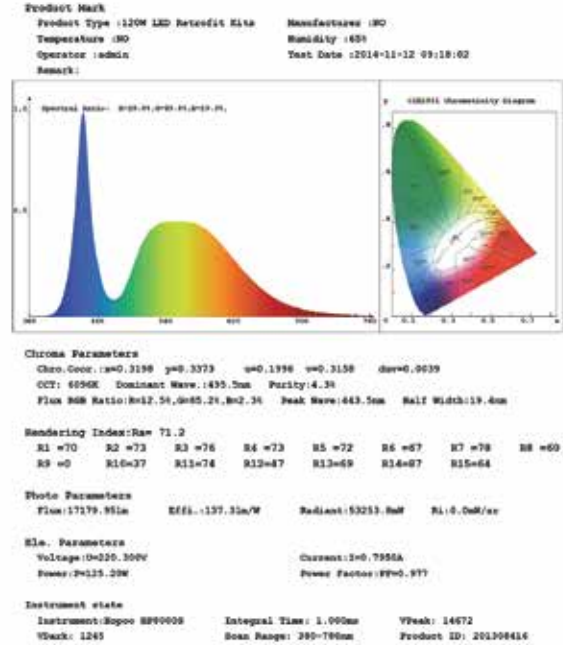
LED SQUARE RETROFIT KIT 100-300W

ROTABLE FUNCTION

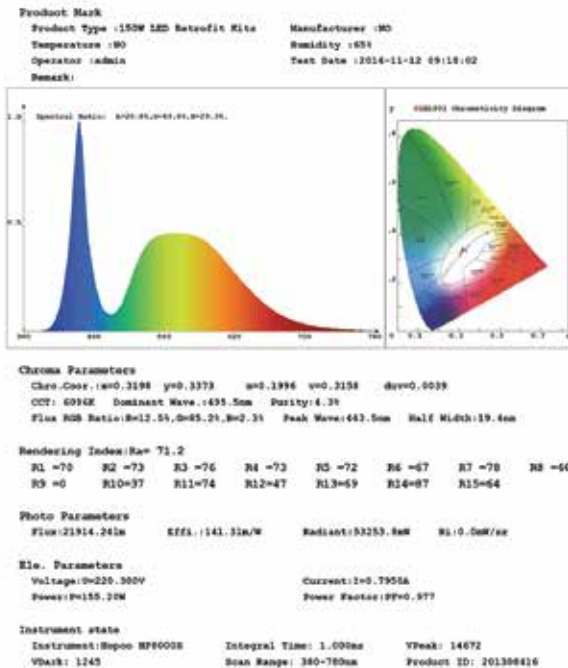
100W



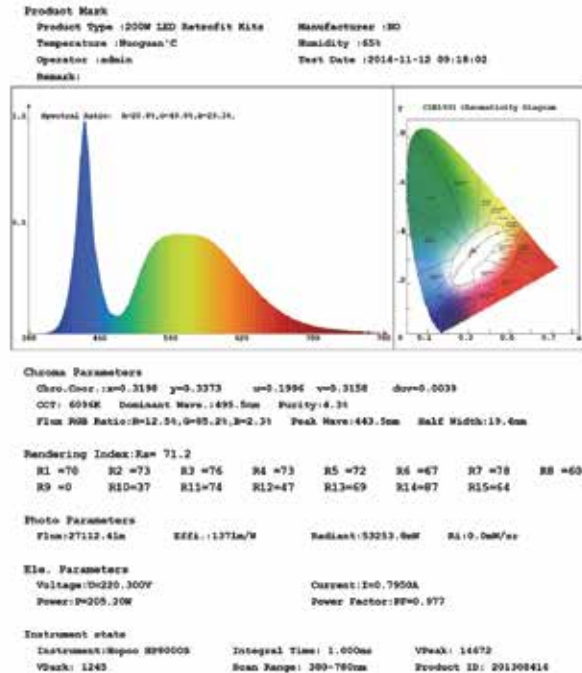
120W



150W



200W



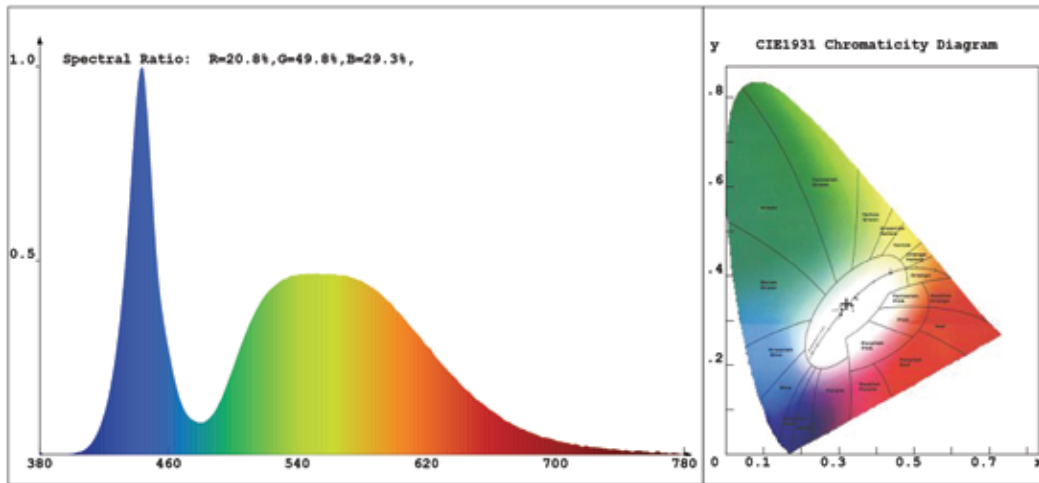
LED SQUARE RETROFIT KIT 100-300W

ROTABLE FUNCTION

240W

Product Mark

Product Type :240W LED Retrofit Kits Manufacturer :NO
 Temperature :NO Humidity :65%
 Operator :admin Test Date :2014-11-12 09:18:02
 Remark:



Chroma Parameters

Chro.Coor.:x=0.3198 y=0.3373 u=0.1996 v=0.3158 duv=0.0039
 CCT: 6096K Dominant Wave.:495.5nm Purity:4.3%
 Flux RGB Ratio:R=12.5%,G=85.2%,B=2.3% Peak Wave:443.5nm Half Width:19.4nm

Rendering Index:Ra= 71.2

R1 =70 R2 =73 R3 =76 R4 =73 R5 =72 R6 =67 R7 =78 R8 =60
 R9 =0 R10=37 R11=74 R12=47 R13=69 R14=87 R15=64

Photo Parameters

Flux:34058.28lm Effi.:138.9lm/W Radiant:53253.8mW Ri:0.0mW/sr

Ele. Parameters

Voltage:U=220.300V Current:I=0.7950A
 Power:P=245.20W Power Factor:PF=0.977

Instrument state

Instrument:Hopoo HP8000S Integral Time: 1.000ms VPeak: 14672
 VDark: 1245 Scan Range: 380-780nm Product ID: 201308416