

## LED CORN LAMP WITH WATTAGE AND CCT SELECTABLE SENSOR READY - GK



Sensor Ready Port



### APPLICATIONS

- Post tops
- Wall packs
- Shoeboxes
- Area lights
- Residential recessed cans


Suitable for enclosed fixtures in many commercial, institutional and educational applications.

### PRODUCT SPECIFICATIONS

WATTAGES	54W, 45W, 36W selectable 120W, 100W, 80W selectable
COLOR TEMPS	30K, 40K, 50K selectable
EFFICACY	135 lm/W
LUMENS	54W- 7,290; 45W- 6,075; 36W- 4,860; 120W- 16,200; 100W- 13,500; 80W- 10,800
INPUT VOLTAGE	120/277V
CRI	>80
OPERATING TEMP	-22° - 140°F
BASE TYPE	54/45/36W- E26 120/100/80W- EX39
DIMENSIONS	54/45/36W- 9.05" x 3.34" 120/100/80W- 11.25" x 5.11"
HID EQUIV.	54/45/36W- 120-175W 120/100/80W- 200-400W
SENSORS	Photocell Optional
RATED	IP64
LISTED	UL
WARRANTY	5 year

### PART NUMBERS

C-E26-36/45/54W-50K-IP64-CCT-G4  
C-EX39-80/100/120W-50K-IP64-CCT-G4



## OPTIONAL SENSORS

### PHOTOCELL SENSOR

Photocell Sensors provide light from dusk to dawn via settings.



- Part Number: ZL-PHOTOCELL-SENSOR-3.5MM-PLUG
- Voltage: 15VDC
- Output Voltage: 0-10V
- Current: 20mA
- Hold Time: 1 min, 5 hours, 8 houes
- Rated: IP20
- Warranty: 5 year

### PHOTOCELL WITH PIR SENSOR

Photocell with PIR Sensor is triggered when it detects movement in front of it.

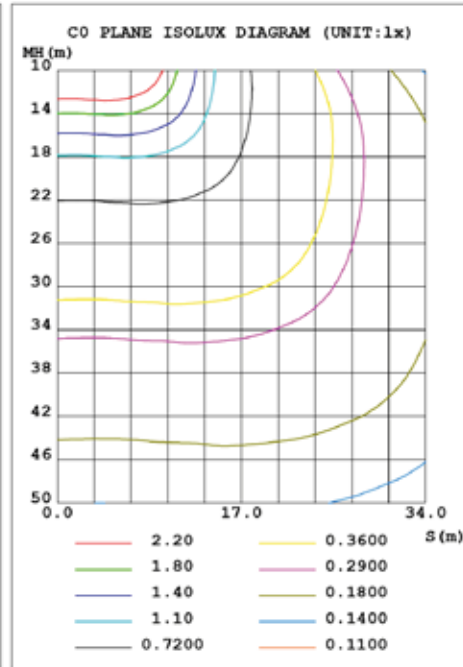
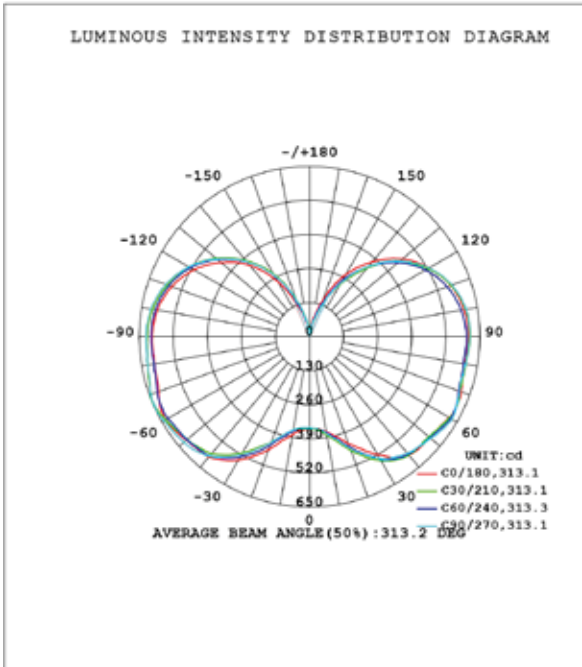


- Part Number: ZL-PIR-SENSOR-3.5MM-PLUG
- Voltage: 15VDC
- Output Voltage: 0-10V
- Current: 20mA
- Sensing Angle: 120°
- Detection Range: Approximately 32 ft.
- Time Options: 10 sec, 90 sec, 5 min, 10 min
- Rated: IP20
- Warranty: 5 year

**LED CORN LAMP WITH WATTAGE AND CCT SELECTABLE SENSOR READY - GK**

**PHOTOMETRICS**

**54W**



**120W**

