

LED FLOOD LIGHT WITH CCT SELECTABLE



Remove cover to reveal color temp switch

IP65



APPLICATIONS

- Manufacturing and construction sites
 - Facades
 - Buildings
 - Signage
- Monuments

PRODUCT SPECIFICATIONS

| | |
|---------------|--|
| WATTAGES | 35W, 55W |
| COLOR TEMPS | 30K, 40K, 50K (selectable) |
| INPUT VOLTAGE | 120/277VAC |
| LUMENS @ 40K | 35W - 4,200 55W - 6,800 |
| EFFICACY | 120 lm/W |
| CRI | >80 |
| DIMMABLE | 0-10V |
| BEAM ANGLE | 110 degrees |
| DIMENSIONS | 35W - 6.91" x 7.42" x 1.93" 55W - 9.69" x 9.04" x 2.36" |
| LED LIFESPAN | 50,000 hours |
| RATED | IP65 |
| WARRANTY | 5 year |

* Note: TAA Compliant

PART NUMBERS


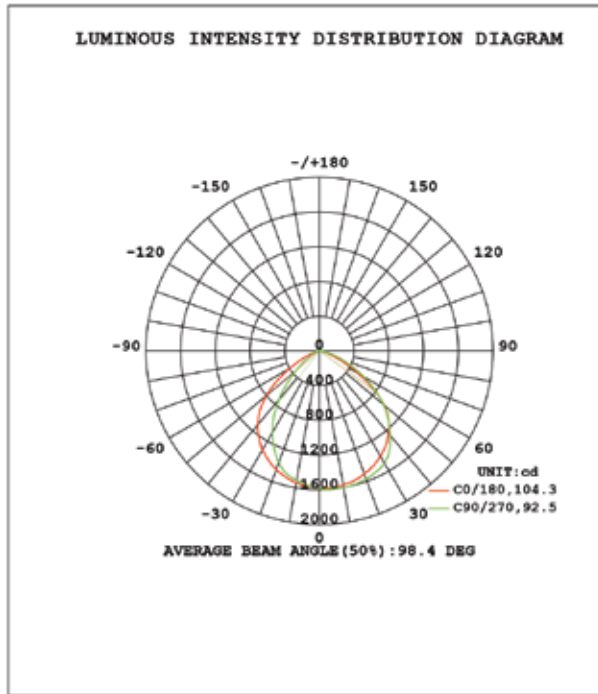
ZL-FL-35W-CCT-IP65-A

ZL-FL-55W-CCT-IP65-A

LED FLOOD LIGHT WITH CCT SELECTABLE


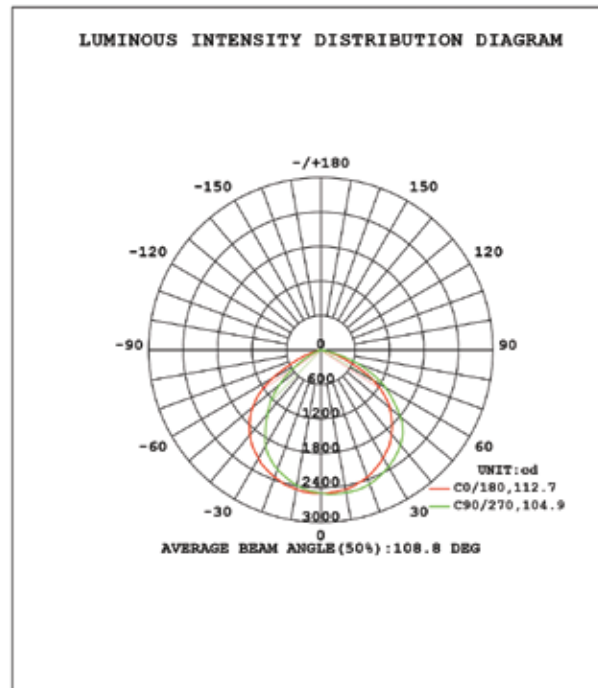
LIGHT DISTRIBUTION

35W



Note: The Curves indicate the illuminated area and the average illumination when the luminaire is at different distance.

50W



Note: The Curves indicate the illuminated area and the average illumination when the luminaire is at different distance.