

4", 6" AND 8" LED DOWNLIGHTS - ANODIZED ALUMINUM WATTAGE AND CCT SELECTABLE - FX SERIES



APPLICATIONS

- Commercial
- Office
- Education

PRODUCT SPECIFICATIONS

WATTAGES	4"- 9/13/18W selectable 6"- 13/19/27W selectable 8"- 18/27/36W selectable
COLOR TEMPS	27/30/35/40/50K selectable
EFFICACY	100 lm/W
LUMENS	9W- 990; 13W- 1,430; 18W- 1,980; 19W- 2,090; 27W- 2,970; 36W- 3,960
INPUT VOLTAGE	120/277V
CRI	90
DIMMABLE	0-10V
BEAM ANGLE	120°
HOUSING	Aluminum
TRIM	White
EM CAPABLE	Yes
LED LIFESPAN (L70)	50,000 hours
DIMENSIONS	4"- 5.91" x 4.41"; 6"- 8.27" x 4.41" 8"- 10.24" x 4.76"
RATED	Damp Location
LISTED	ETL
WARRANTY	5 year

PART NUMBERS	ZL-DL-4INCH-PA-CCT-AA-FX-D
	ZL-DL-6INCH-PA-CCT-AA-FX-D
	ZL-DL-8INCH-PA-CCT-AA-FX-D

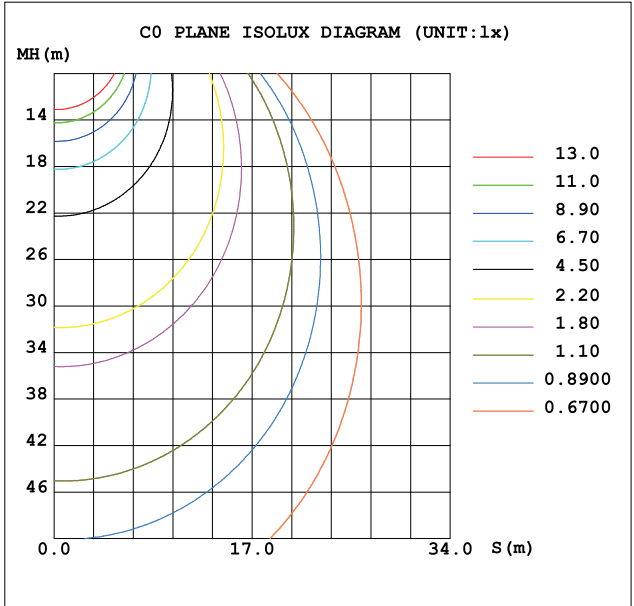
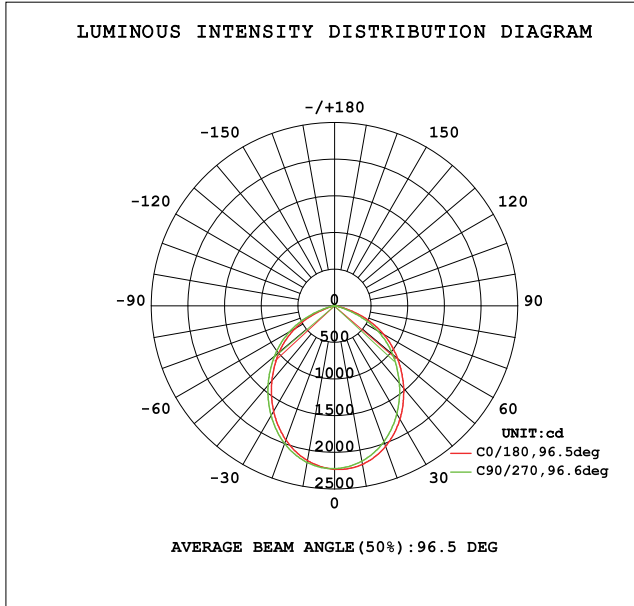


Selectable CCT
2700K
3000K
3500K
4000K
5000K

Selectable Wattage
4"- 9W, 13W, 18W
6"- 13W, 19W, 27W
8"- 18W, 27W, 36W

4", 6" AND 8" LED DOWNLIGHTS - ANODIZED ALUMINUM WATTAGE AND CCT SELECTABLE - FX SERIES

PHOTOMETRICS

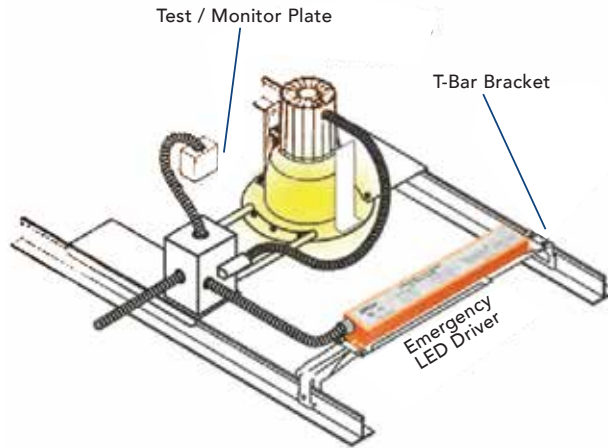


4", 6" AND 8" LED DOWNLIGHTS - ANODIZED ALUMINUM WATTAGE AND CCT SELECTABLE - FX SERIES

WIRING DIAGRAM

EM DRIVER PART #

BL-EMRG-FXT-8D-A



Dimming Input	Sensor Input	AC Input	LED Driver
Dim+ 	Red DC12V+ 	Blue Wall switch 	Purple Driver-L
Dim- 	Black DC12V- 	Black AC-L 	Brown Driver-N
	White Sensor+ 	White AC-N 	Green DIM+
		Yellow Green 	Yellow DIM-

