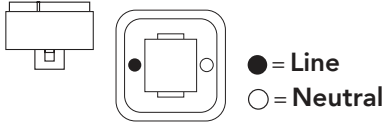
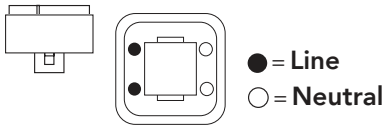


HORIZONTAL/VERTICAL MOUNT PL LAMPS

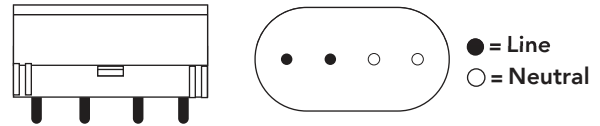
G23 - 2 pin base wiring



G24q - 4 pin base wiring

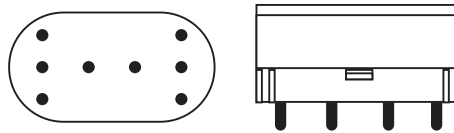



PLL LED LONG TUBE FLUORESCENT REPLACEMENT PLUG-IN (UR-VERSION-ONE-SIDED-LIGHT)



2G11 Base - 4 pin base wiring

PLL LED LONG TUBE FLUORESCENT REPLACEMENT PLUG-IN (FR-VERSION-TWO-SIDED-LIGHT)



2G11 Base



READ BEFORE INSTALLATION: IN ORDER TO USE THIS PL REPLACEMENT LAMP, THE BALLAST MUST BE BYPASSED AND FIXTURE REWIRED ACCORDING TO THE DIAGRAM BELOW. 110-277V LINE AND NEUTRAL MUST BE CONNECTED TO OPPOSITE PINS OF LAMP. IF ANY QUESTIONS OR CONCERNS, CALL (800) 679-9243 BEFORE INSTALLING. IF INSTALLED WITHOUT BYPASSING THE BALLAST, THIS LAMP WILL BE DESTROYED. NOT FOR USE FOR DIMMERS